How to wash your hands - with the Kiddiwash Kids

A step-by-step guide

More handwashing resources at http://kiddiwash.com

Like us on Facebook: https://www.facebook.com/KiddiWash

Follow us on Twitter: https://twitter.com/KidsHandWash

Teal
No plumbing

How to wash your hands

1 Get both hands wet under the tap

kiddiwash

More handwashing resources at http://kiddiwash.com

Like us on Facebook: https://www.facebook.com/KiddiWash

Follow us on Twitter: https://twitter.com/KidsHandWash

Teal
No plumbing

How to wash your hands

2 Drop one or two squirts of soap on to your hands

kiddiwash

More handwashing resources at http://kiddiwash.com

Like us on Facebook: https://www.facebook.com/KiddiWash

Follow us on Twitter: https://twitter.com/KidsHandWash

Teal
No plumbing

How to wash your hands

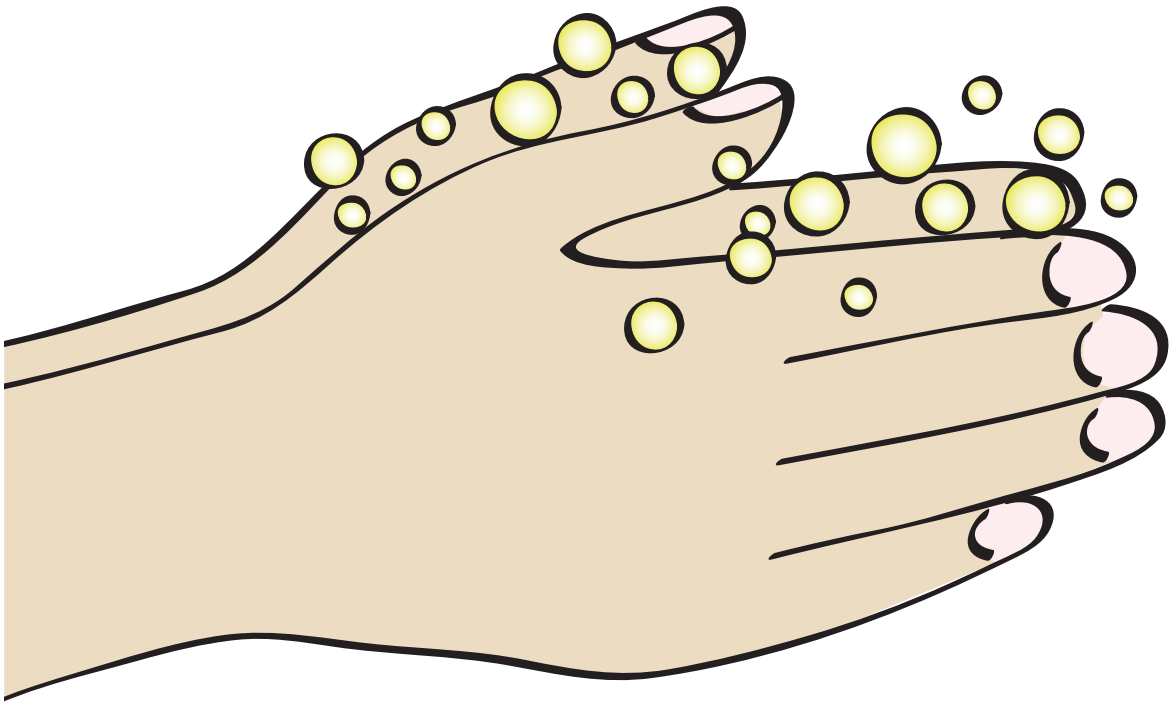

3 Rub the front of your hands together



kiddiwash

More handwashing resources at http://kiddiwash.com

Like us on Facebook: https://www.facebook.com/KiddiWash

Follow us on Twitter: https://twitter.com/KidsHandWash

Teal
No plumbing

How to wash your hands

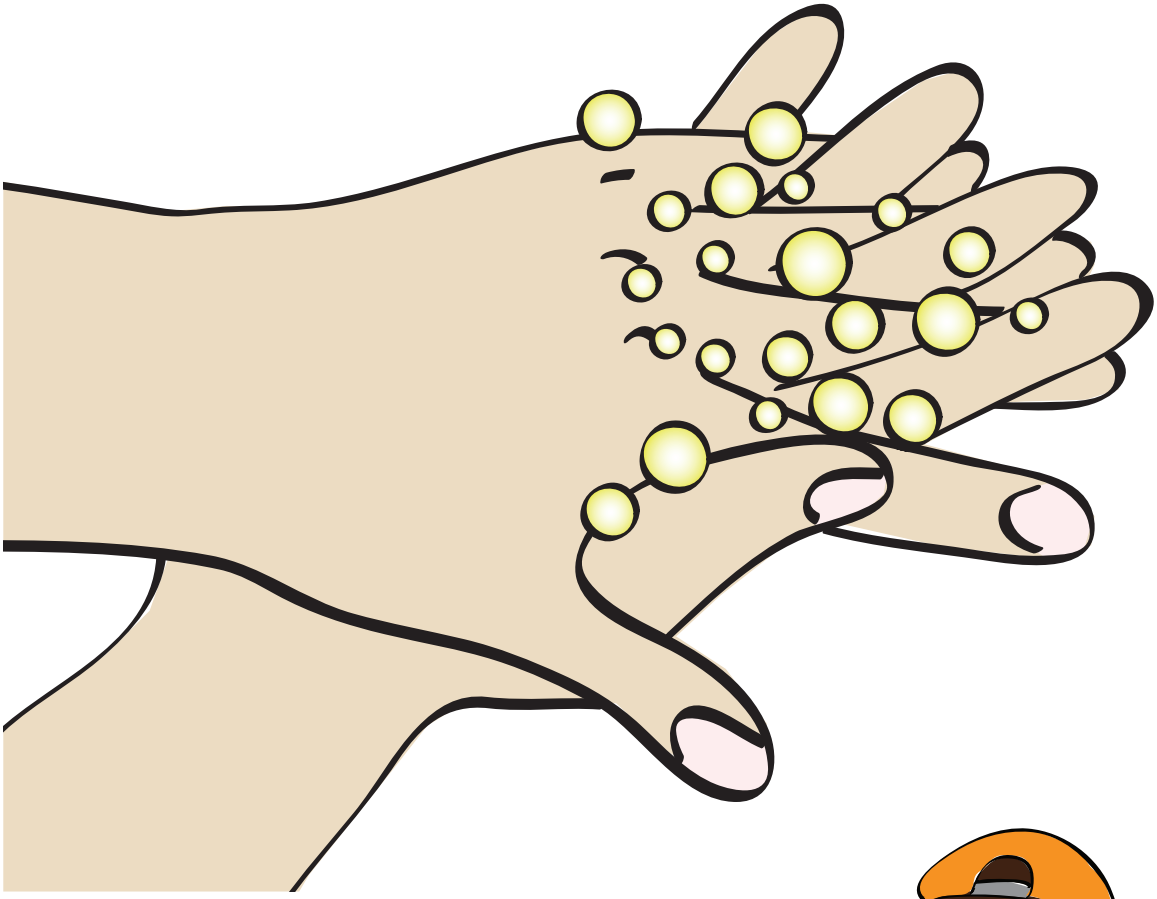

4 Rub in between your fingers and thumb

kiddiwash

More handwashing resources at http://kiddiwash.com

Like us on Facebook: https://www.facebook.com/KiddiWash

Follow us on Twitter: https://twitter.com/KidsHandWash

Teal
No plumbing

How to wash your hands

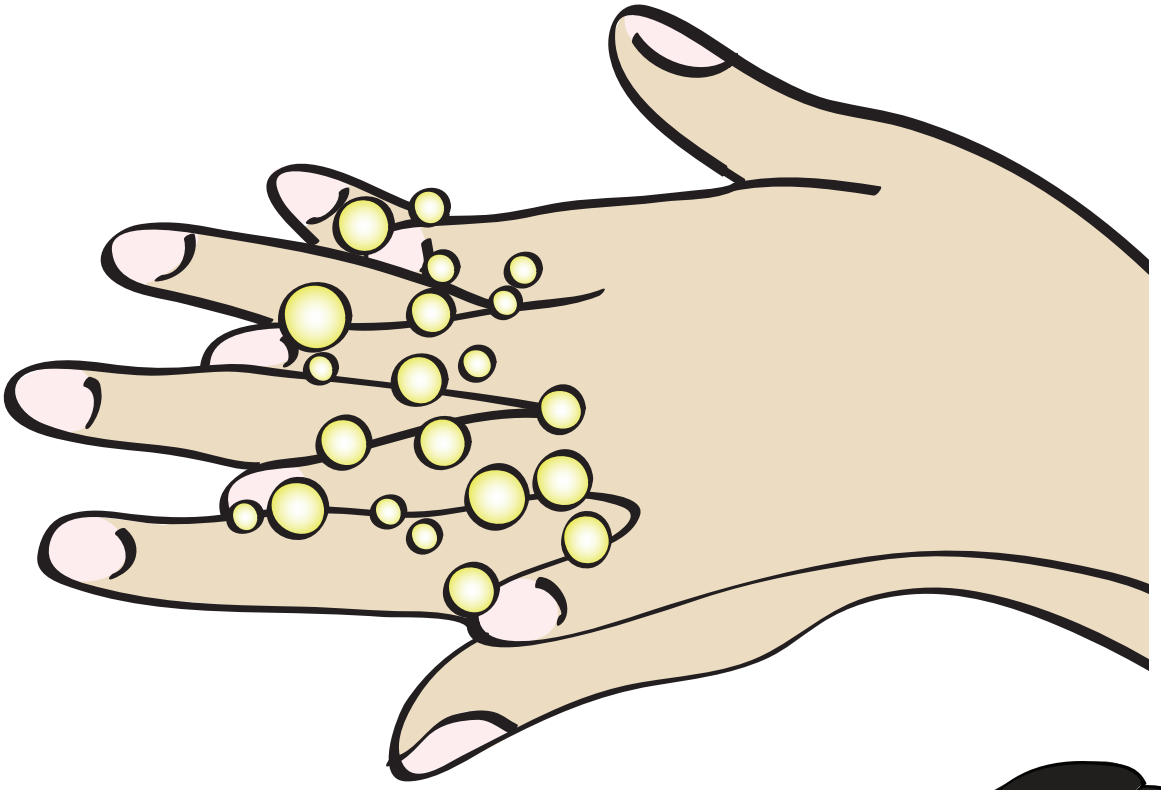

5 Rub the back of each hand with the front of the other

kiddiwash

More handwashing resources at http://kiddiwash.com

Like us on Facebook: https://www.facebook.com/KiddiWash

Follow us on Twitter: https://twitter.com/KidsHandWash

Teal
No plumbing

How to wash your hands

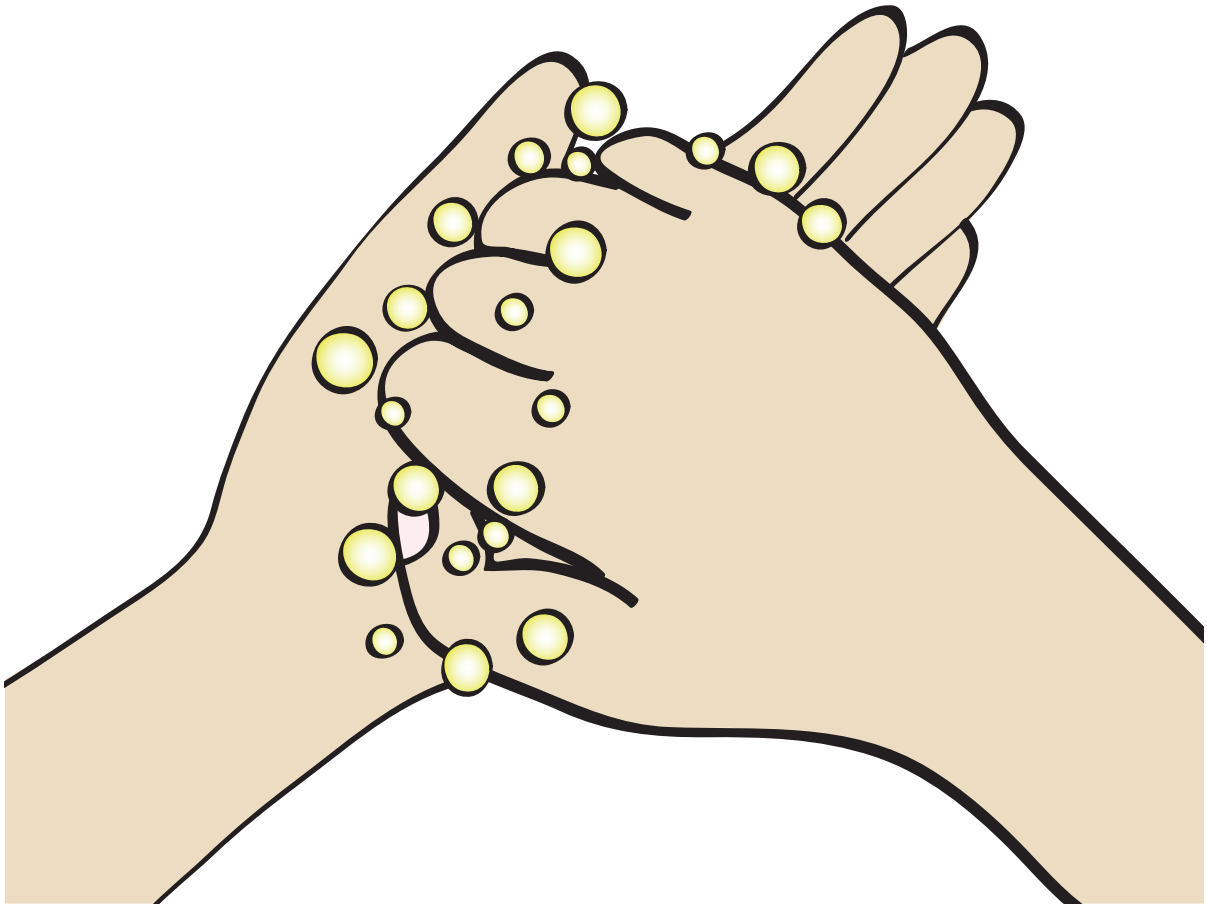

6 Scrub your finger tips on the front of each hand

kiddiwash

More handwashing resources at http://kiddiwash.com

Like us on Facebook: https://www.facebook.com/KiddiWash

Follow us on Twitter: https://twitter.com/KidsHandWash

Teal
No plumbing

How to wash your hands

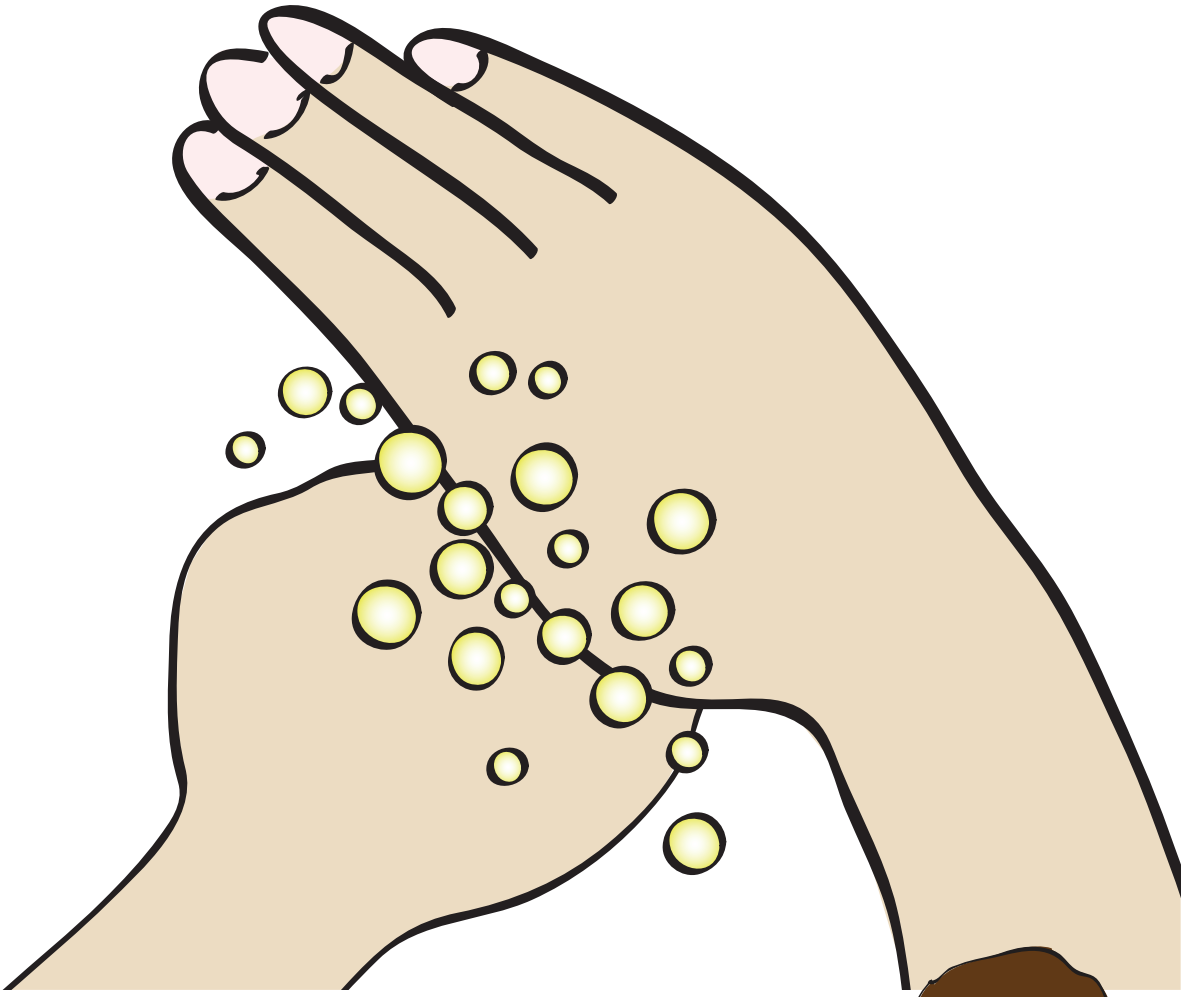



7 Rub each thumb with your other hand

kiddiwash

More handwashing resources at http://kiddiwash.com

Like us on Facebook: https://www.facebook.com/KiddiWash

Follow us on Twitter: https://twitter.com/KidsHandWash

Teal
No plumbing

How to wash your hands

8 Rub each wrist with your other hand

kiddiwash

More handwashing resources at http://kiddiwash.com

Like us on Facebook: https://www.facebook.com/KiddiWash

Follow us on Twitter: https://twitter.com/KidsHandWash

Teal
No plumbing

How to wash your hands

9 Wash off all the soap

kiddiwash

More handwashing resources at http://kiddiwash.com

Like us on Facebook: https://www.facebook.com/KiddiWash

Follow us on Twitter: https://twitter.com/KidsHandWash

Teal
No plumbing

How to wash your hands

10 Dry your hands with a paper towel

kiddiwash

More handwashing resources at http://kiddiwash.com

Like us on Facebook: https://www.facebook.com/KiddiWash

Follow us on Twitter: https://twitter.com/KidsHandWash

Teal
No plumbing

How to wash your hands

Stop the dirty hand germs



kiddiwash

More handwashing resources at http://kiddiwash.com

Like us on Facebook: https://www.facebook.com/KiddiWash

Follow us on Twitter: https://twitter.com/KidsHandWash

Teal
No plumbing