



How to wash your hands

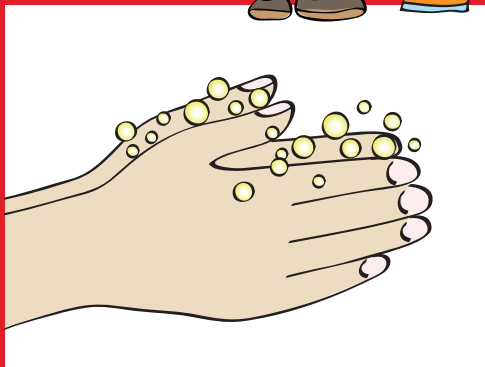
Help the Kiddiwash Kids stop the dirty germs by washing YOUR hands



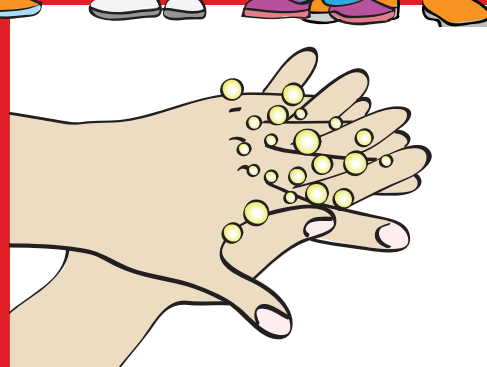
1 Get both hands wet under the tap



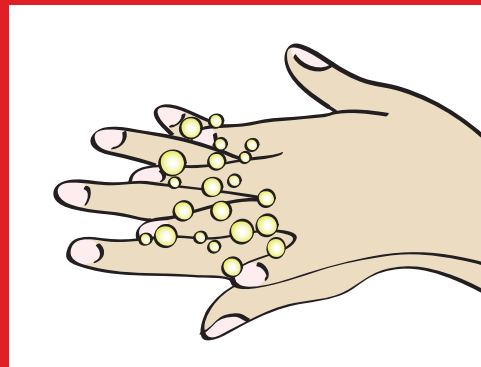
2 Drop one or two squirts of soap on to your hands



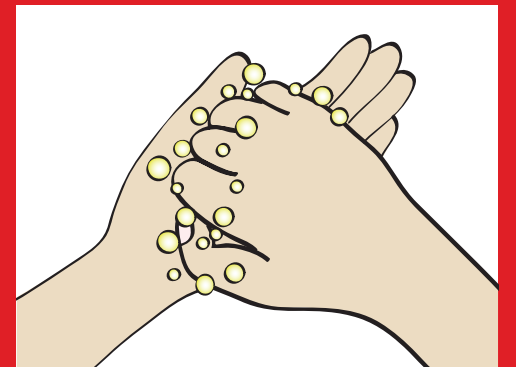
3 Rub the front of your hands together



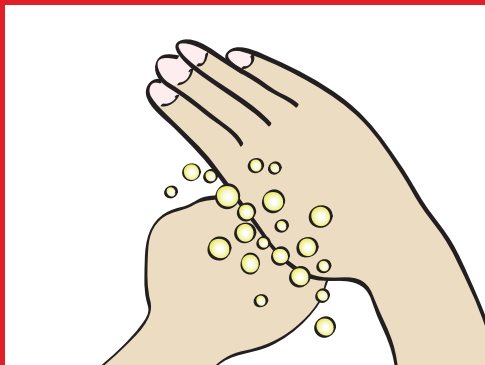
4 Rub in between your fingers and thumb



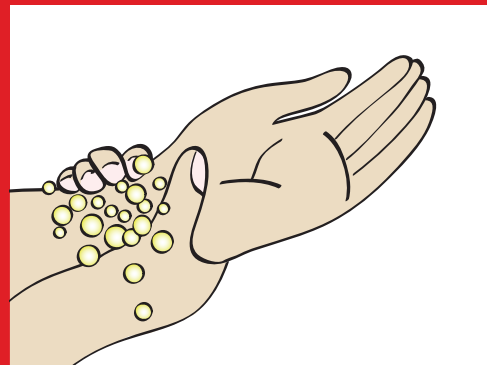
5 Rub the back of each hand with the front of the other



6 Scrub your finger tips on the front of each hand



7 Rub each thumb with your other hand



8 Rub each wrist with your other hand




9 Wash off all the soap



10 Dry your hands with a paper towel

Stop the Dirty Germs - WASH YOUR HANDS



The Teal Kiddiwash for pre-school and nurseries - for the best Warm Water Hand Wash in the World

www.kiddiwash.com email: enquiries@kiddiwash.com

Kiddiwash hot line: 0121 770 0593

